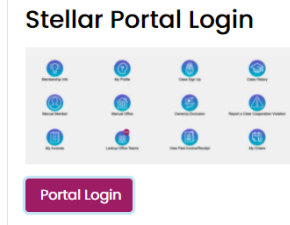



- 1) Go to www.stellarmls.com/lsc
- 2) Click on “Portal Login”. Enter your MLS ID and password.



- 3) Click on Class Sign Up.



- 4) Filter for classes by name, venue, event type (LSC training versus webinar), or date.

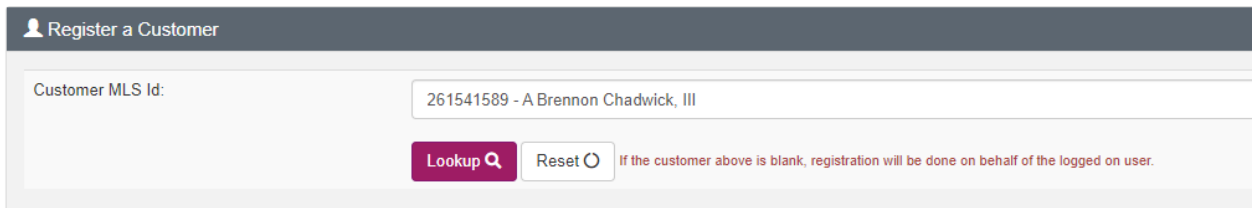


The screenshot shows a "Smart Filters" section with several dropdown menus for filtering classes:

- Class Name: MLS Basic
- Venue: Osceola County AOR
- City: All
- Event Type: LSC Training
- Start Date: All

There is also a "Reset" button.

- 5) Click “Lookup” to search for the member of your association you wish to register. Or, start typing the numbers name or ID.



The screenshot shows the "Register a Customer" form. It includes a text input field for "Customer MLS Id:" containing the value "261541589 - A Brennon Chadwick, III". Below the input field are two buttons: "Lookup" (with a magnifying glass icon) and "Reset" (with a circular arrow icon). A red note below the buttons states: "If the customer above is blank, registration will be done on behalf of the logged on user."

- 6) Click “Enroll” to register them in the class.

Action	Class Name	Venue	Address	City	State	Zip	Start Date	Start Time
Enroll	MLS Basic	Osceola County AOR	1105 Cross Prairie Parkway	Kissimmee	FL	34744	07/07/2021	9:00 AM