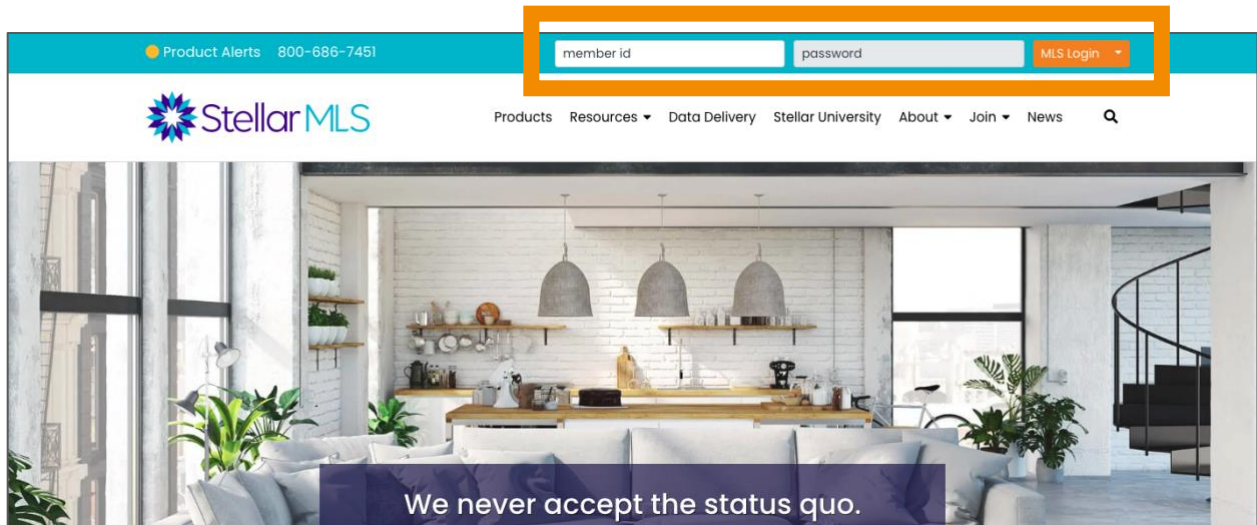





For Unlicensed Assistants: How to Pay your Stellar MLS Subscription Fee

Step 1:

Visit StellarMLS.com and log in at the top of the page with your MLS number and password.



Step 2: Click “Make a Payment” on the right side of your dashboard.




Step 3: Click “View/Pay Invoice” next to the invoice you wish to pay.

Outstanding Invoices		Billing History		
Class Name	Invoice Date	Due Date	Balance Due	Action
Residential - New Member	12/20/2019	01/19/2020	\$270.02	View/Pay Invoice

You are viewing page 1 of 1

Step 4: You will see a copy of your outstanding invoice. Select your payment method from the buttons at the bottom of the page and proceed with payment.



PO Box 740508
Atlanta, GA 30374-0508
Phone: (407) 960-5300

Inv Date: 12/20/2019
Due Date: 01/19/2020
Invoice #: 00000000000000000000

Office Contact:

Stellar MLS
PO Box 740508
Atlanta, GA 30374-0508
Phone: (407) 960-5300

Agent Contact:

Stellar MLS
PO Box 740508
Atlanta, GA 30374-0508
Phone: (407) 960-5300

Invoice

Product	Qty	Price	Line Total
Stellar MLS Fee -Residential - New Member	1	\$175.00	\$175.00
FEE_NM-New Member Fee	1	\$95.00	\$95.00
		Subtotal:	\$270.00
		Tax:	\$0.00
		Bal Due:	\$270.00

Total Bal Due: \$ 270.00

If paying by check, remit to:

Stellar MLS
PO Box 740508
Atlanta, GA 30374-0508

Last Payment Status:

Status: No payment was made against this invoice

[Pay by Card](#) [Print](#) [Mailing In Check](#)

Thank you for choosing Stellar MLS as your provider.