

Discover Matrix v11.2

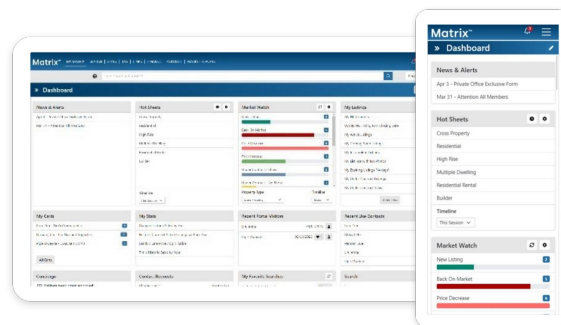
More stylish. More customizable. Faster and easier access to your essential data.

Matrix™ 11.2 from CoreLogic® is a major new release with an array of exciting updates and refinements that will help take your daily workflows to the next level.

REDESIGNED HOME PAGE DASHBOARD

Faster access to the information you need

Streamline your work experience by personalizing your Matrix Home Page Dashboard with the tools and information you rely on most. Easily edit the Dashboard's default layout by adding, removing, and reordering panels as you like.



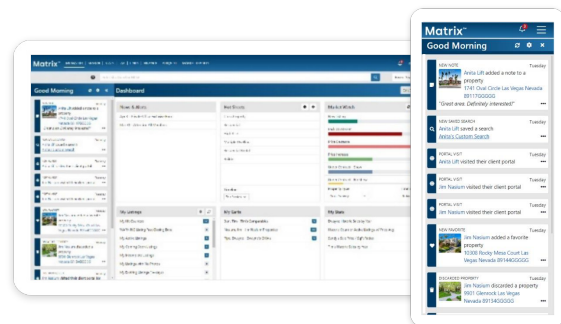
New, redesigned Dashboard customizable to your preferences

NEW TIMELINE OF CLIENT ACTIVITY

Take action on your highest priority clients

This convenient new feed will help you manage your time by understanding who your most active clients are. Use these insights to help prioritize your customer follow-ups, ultimately boosting customer relationships and loyalty.

The Timeline displays a full account of your clients' activities—such as favorites, discarded listings, notes, saved searches, updates to their OneHome™ Planner, and more. The Timeline also shows when clients opt in, opt out, or unsubscribe from email and text communications.



Get instant insights into client activities with the new Timeline feature

Tips

- Collapse (<<) and expand (>>) the Timeline as needed, and Matrix will remember how you left it.
- Your Timeline shows activity for the last seven days. Scroll to the bottom to automatically load older events.
- Click the refresh icon to see new events since you logged in.
- Click the gear icon to customize which types of events are displayed in your Timeline.

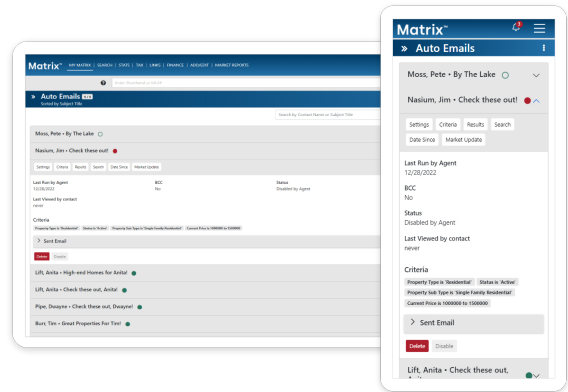
IMPROVED 'MY MATRIX' PAGES

Easier to stay organized in the office and on the go

Accessed from the My Matrix menu, the Saved Searches and Auto Email pages have been redesigned to work the same way as the Contacts page. Both pages also now use the new mobile-friendly interface.

Tips

- The list shows basic information while collapsed (contact, search name, auto email status, etc.). Expand a list item to display its full information and available actions.
- Search the list for the item you want or click the chevron icon to access a variety of familiar sort and filter options.



Saved Searches and Auto Email pages have been redesigned to work the same way as the Contacts page



Innovative, connected, and mobile – that's CoreLogic.

Watch our video tutorials and get user guides at corelogic.com/AgentTools